



Self-Registration for SchoolInfoApp (Parents/Guardians)

Go to: <https://www.herricks.org/SIA> or the SchoolInfoApp link on the district homepage.

Step 1: Click on Register (only needs to be done once, after which you click on Login).

Login

Register

Step 2: Enter in Parent/Guardian First name, Last Name and select Parent as role.

Step 3: Enter an email, password (and confirm password).

Step 4: Enter Student First Name and Student Last Name (Click Add Student for each additional child).

Students

Add Student

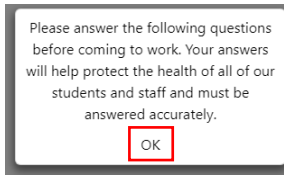
Step 5: Click Register

Step 6: On the homepage, look for the COVID-19 Screening App

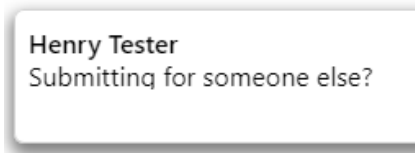


Before going to the COVID screener, click on My School, (top right hand side of screen) and select the appropriate school for the child you wish to fill out the survey for.

Step 7: Click OK to close the pop up.




Step 8: Select Submitting for someone else?



Step 9: Select your student



Step 10: Select the child's school location from the drop down menu



Step 11: Answer the questions presented. You must response to all questions, including entering the child's temperature and click OK.

Step 12: For additional children, click on Submitting for someone else? Follow the same procedure until you have done so for all your children.

Be sure to select appropriate school from My Schools

Step 13: You will be presented with a green check for students that may proceed to school or a red stop sign.



Step 14: Log off by clicking on My Profile and Log out.

Please remember to repeat this procedure each day, for each student that physically reports to a school building.