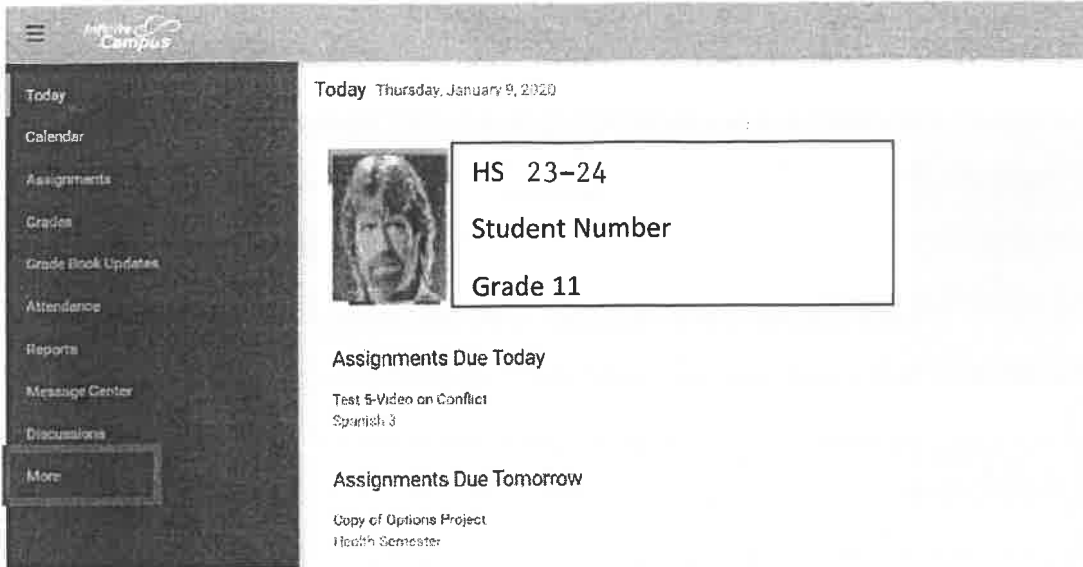


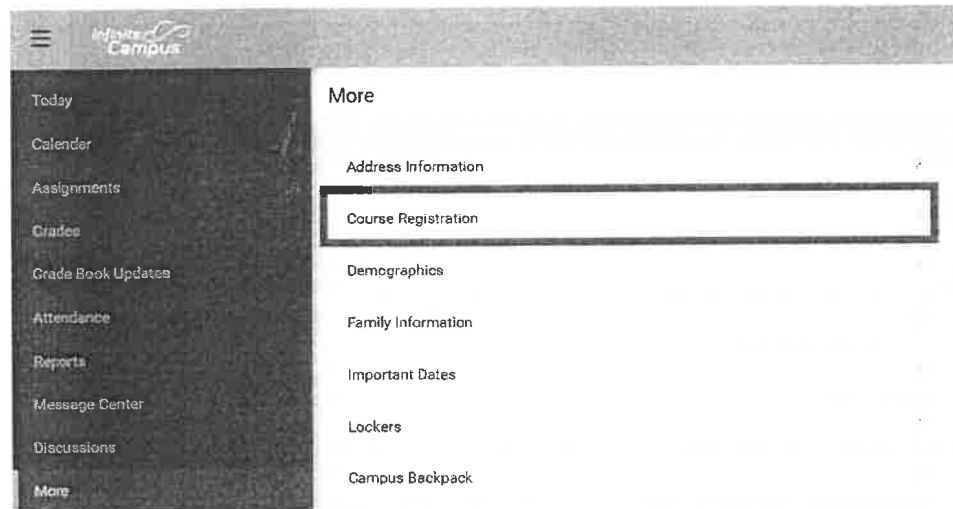
Selecting your courses in Infinite Campus

<https://ic.nasboces.org/campus/portal/herricks.jsp>



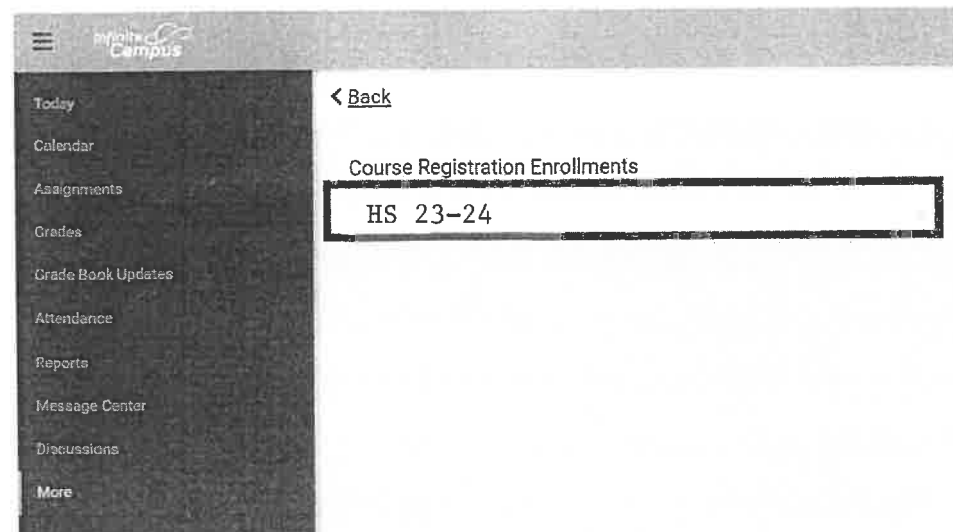
The screenshot shows the Infinite Campus portal home page. On the left is a dark sidebar menu with options: Today, Calendar, Assignments, Grades, Grade Book Updates, Attendance, Reports, Message Center, Discussions, and More. The main content area shows the date 'Today Thursday, January 9, 2020', a student profile picture, and their information: 'HS 23-24', 'Student Number', and 'Grade 11'. Below this are sections for 'Assignments Due Today' (listing 'Test 5-Video on Conflict Spanish 3') and 'Assignments Due Tomorrow' (listing 'Copy of Options Project Health Semester'). The 'More' option in the sidebar is highlighted with a white box.

1. To select your courses, begin by logging into the student portal.




The screenshot shows the 'More' menu in the Infinite Campus portal. The sidebar menu is the same as in the previous screenshot. The main content area lists various options: Address Information, Course Registration, Demographics, Family Information, Important Dates, Lockers, and Campus Backpack. The 'Course Registration' option is highlighted with a white box.

2. On the left hand side select the **More** tab then click on **Course Registration**.

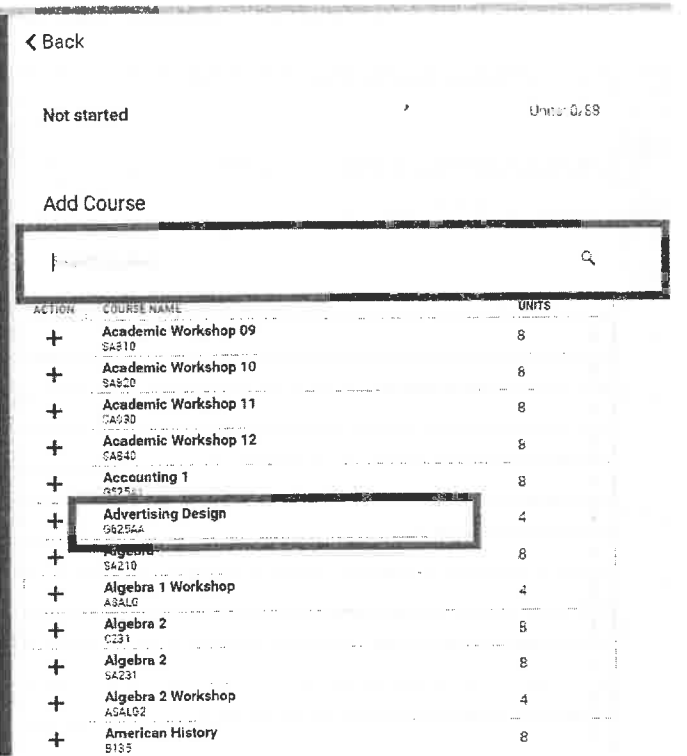


The screenshot shows the 'Course Registration Enrollments' page in the Infinite Campus portal. The sidebar menu is the same. The main content area has a '< Back' link and the title 'Course Registration Enrollments'. Below the title, the course 'HS 23-24' is listed and highlighted with a white box.


3. Then click on the year you are selecting courses for.



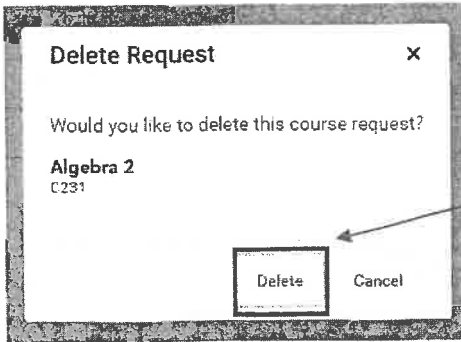
4. Click on **Add Course** to begin selecting.



5. Once you click add course you can either select a course by typing in the name, course code or by clicking on the plus symbol next to the courses listed below. When you click on the name of the course a description will be displayed.



If you click on the plus symbol you will have the option to **Request** that course (Do not select Alternate)



If you need to remove a request, click on **Delete**.

← Back

41% complete Units: 36/88

Course Requests

COURSE NAME	UNITS
▼ REQUIRED	
Biology/AP D347	8
Calculus AB AP C249AB	8
US Government & Politics/AP B148	8
▼ REQUESTS	
English Language & Comp/AP A058	8
Astronomy B329AS	4

Note: Approx. 8 scheduling units is 1 credit. Approximately 68-88 scheduling units is a full 9 period schedule. Your scheduling units may exceed 68 for certain research classes that meet outside the typical school day. Don't forget to add Lunch.

Required courses are the course's your teacher has recommended for you. These courses can only be changed through a conversation with your counselor and teacher.

Requests are courses you selected. Here you will have additional courses and electives displayed.

*** You should not have course listed under **Alternate**. These courses will not be scheduled.