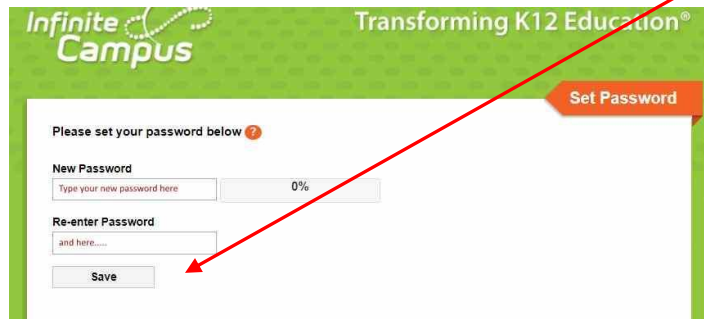


# Student Portal Account Activation

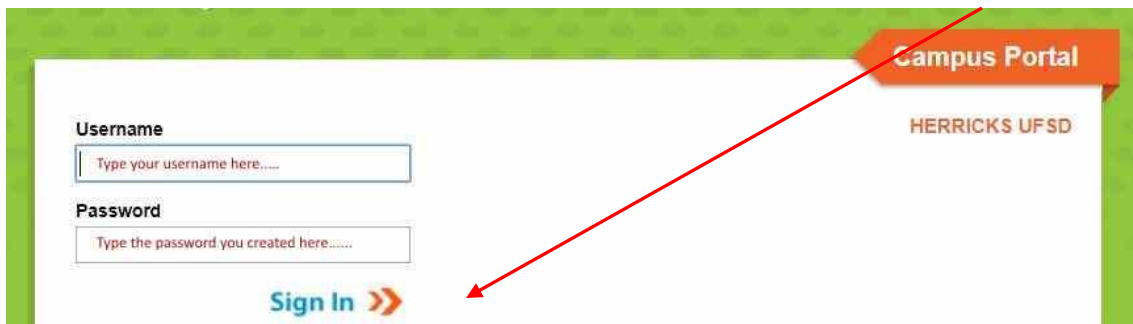
1. Using Google Chrome (best browser choice), type the URL from your portal letter into the address bar.



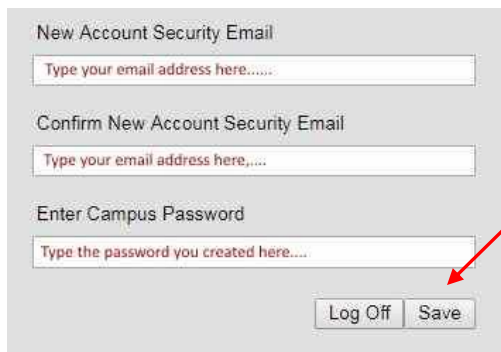
2. Think of a secure password and type it 2 times in this screen. Click on "Save" when you are finished.



3. Type in the Username from your portal letter and your Password and click on "Sign In".



4. For security purposes, you need to provide a valid email address. This can be used to reset your password if you forget it. You may use your Herricks provided Gmail account. Click on "Save".



You will now be taken to your Herricks Student Portal Account